

Aqua-Bound®



Inventive.



Unique.

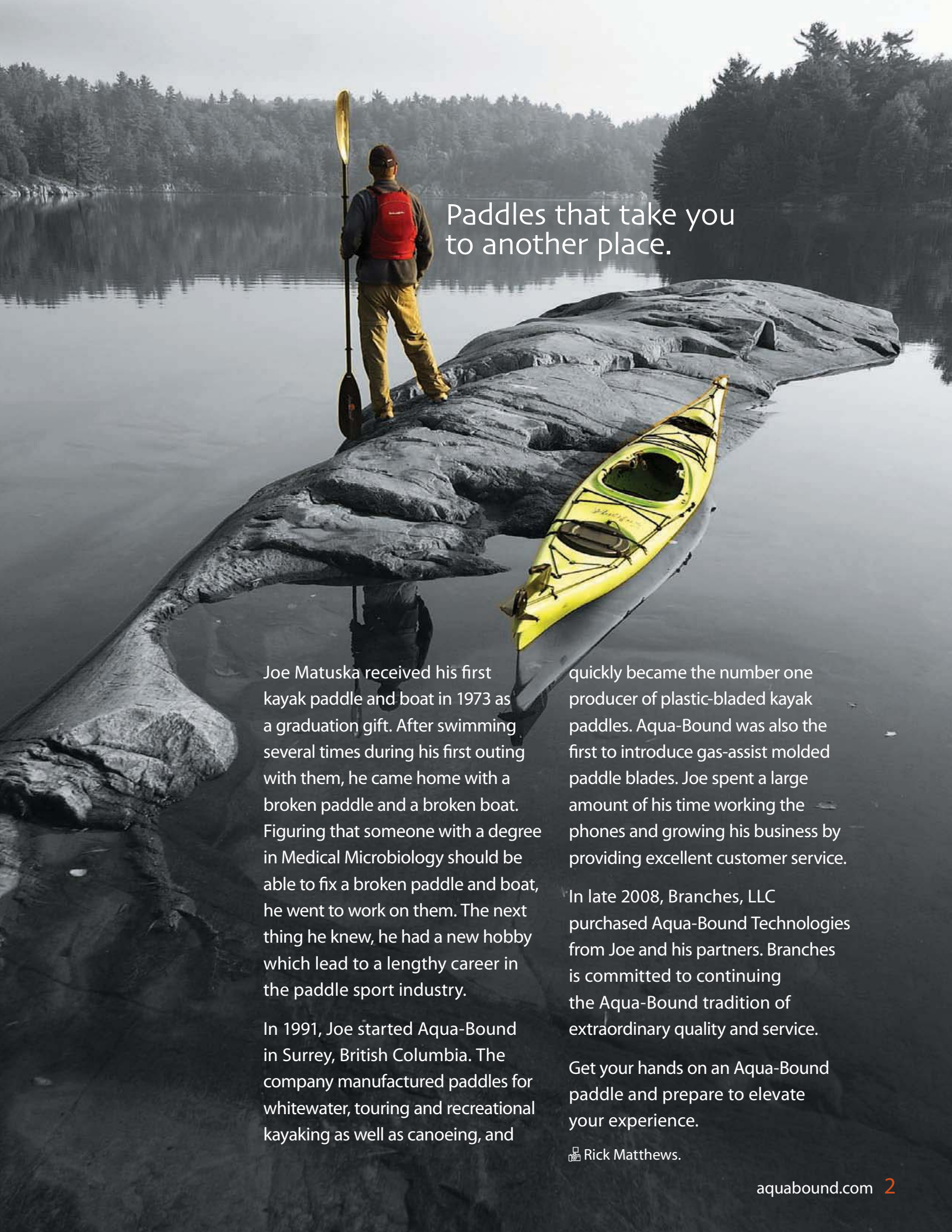


Exhilarating.



Elevating.

2009/2010 Paddle Guide



Paddles that take you to another place.


Joe Matuska received his first kayak paddle and boat in 1973 as a graduation gift. After swimming several times during his first outing with them, he came home with a broken paddle and a broken boat. Figuring that someone with a degree in Medical Microbiology should be able to fix a broken paddle and boat, he went to work on them. The next thing he knew, he had a new hobby which led to a lengthy career in the paddle sport industry.

In 1991, Joe started Aqua-Bound in Surrey, British Columbia. The company manufactured paddles for whitewater, touring and recreational kayaking as well as canoeing, and

quickly became the number one producer of plastic-bladed kayak paddles. Aqua-Bound was also the first to introduce gas-assist molded paddle blades. Joe spent a large amount of his time working the phones and growing his business by providing excellent customer service.

In late 2008, Branches, LLC purchased Aqua-Bound Technologies from Joe and his partners. Branches is committed to continuing the Aqua-Bound tradition of extraordinary quality and service.

Get your hands on an Aqua-Bound paddle and prepare to elevate your experience.

 Rick Matthews.



Recreational Paddles



A splendid way to enter the water.

Aqua-Bound recreational paddles are entry-level paddles that deliver elevated performance and durability. These paddles are ideal for the recreational kayaker who enjoys day trips, fishing, shore exploring or exercise. Paddles come with standard (two-hole snap button) ferrule system with 60-degree RHC and 0-degree feathered positions. Both Manta Ray and Sting Ray models come with tough, fiberglass-reinforced abX blades. The Manta Ray paddles have a full blade shape which is ideal for powering short, wide recreational kayaks and is useful for slow moving streams where having a bit more power is needed. The Sting Ray is an excellent all-purpose paddle with a blade shape that is silky smooth through the water. The Sting Ray paddle, with a more slender, yet durable blade, is ideal for those wishing to extend their trips a little longer. The fiberglass shaft offers a nice flex and feel in the water. In addition to being lighter than aluminum, it is warmer on your hands on a cold day. The fiberglass shaft is available with a small shaft diameter.

Model	Shaft	Weight	Blade Size	Lengths	Construction
Manta Ray	Aluminum	37.75oz (220cm)	7.25" wide x 18" long	210, 220, 230, 240cm	2pc, 4pc
	Fiberglass	34.75oz (220cm)	7.25" wide x 18" long	210, 220, 230, 240, 250cm	2pc, 4pc
Sting Ray	Aluminum	36.5oz (220cm)	6.25" wide x 18" long	210, 220, 230, 240cm	1pc, 2pc, 4pc
	Fiberglass	33.5oz (220cm)	6.25" wide x 18" long	210, 220, 230, 240, 250cm	1pc, 2pc, 4pc






Vertical Illusions

Light Touring Paddles




Lighten your day, not your standards.

Think of this trio as a fiberglass-reinforced version of our carbon touring paddles. The three blade profile choices are great for day trips, aggressive surf kayaking and anything in between. The Sting Ray blade shape is suitable for all types of kayaking from entry level right through long-distance touring. The Manta Ray paddle is ideal for those interested in fitness, adventure racing or those who like to use an aggressive high-angle paddle stroke. And the Eagle Ray is a long, slender-bladed beauty for lower angle paddling. The Eagle Ray is intended for longer distance touring with blades that are 2" longer than the Sting Ray, providing a little extra pull for moving a heavier loaded kayak. The slightly larger surface area also helps with bracing and rolling. These paddles are available with a standard (two-hole snap button) ferrule system or with the TLC adjustable ferrule system which is easy to use, even in rough open water conditions — no keys or tools necessary. The TLC allows the paddler to adjust the feathering from 30, 45, 60 RHC or LHC and clicks as it locks, assuring the paddler of a locked shaft.

Model	Shaft	Weight	Blade Size	Lengths	Construction
Sting Ray 	Carbon	32oz* (220cm)	6.25" wide x 18" long	210, 220, 230, 240, 250cm	2pc, 4pc
Manta Ray 	Carbon	32.75oz* (220cm)	7.25" wide x 18" long	210, 220, 230, 240, 250cm	2pc, 4pc
Eagle Ray 	Carbon	33oz* (220cm)	6.25" wide x 20" long	210, 220, 230, 240, 250cm	2pc, 4pc

* Weight with TLC ferrule system. Standard ferrule system weight is .5oz less.



 Jock Bradley. Paddling off Cape Flattery, WA.

Touring Paddles



Tour like a rock star.

When you tour with these paddles, you're traveling first-class. The Carbon Ray Series paddles are designed to provide superior performance with low swing weight by combining a carbon shaft with carbon abX blades. Each Touring paddle is available with the TLC adjustable ferrule system or a standard (two-hole snap button) ferrule system. The Sting Ray is an excellent all-purpose paddle with a blade shape that is silky smooth through the water. It's a good fit for day trips to aggressive surf kayaking. The Manta Ray has a slightly larger surface for athletic paddlers who prefer a high angle style with more bite. It's ideal for those interested in fitness, adventure racing or those who like to use an aggressive, high-angle paddle stroke. The Eagle Ray has a long slender blade that is especially suited for open water touring and low-angle paddling styles. The soft dihedral blade shape on the face provides a smooth paddle stroke for miles and miles.

Model	Shaft	Weight	Blade Size	Lengths	Construction
Sting Ray 	Carbon	29oz* (220cm)	6.25" wide x 18" long	210, 220, 230, 240, 250cm	2pc, 4pc
Manta Ray 	Carbon	30oz* (220cm)	7.25" wide x 18" long	210, 220, 230, 240, 250cm	2pc, 4pc
Eagle Ray 	Carbon	30oz* (220cm)	6.25" wide x 20" long	210, 220, 230, 240, 250cm	2pc, 4pc

* Weight with TLC ferrule system. Standard ferrule system weight is .5oz less.



above: John Bauman. Paddling off the Falkland Islands.

Some paddlers are simply happy to be in the water. Others are born to make waves.

Our performance paddles have been created for the latter group. These hand-built works of art have been meticulously designed and crafted with the most discerning kayak devotee in mind. All feature shafts of T-700 carbon, known for its exceptionally high strength to weight ratio. (When it's not in the water with our paddles, it's in the air with Boeing aircraft.) All also carry composite blades that are beautifully balanced and flutter-free. The Surge has the largest blade of the three, for high-angle, high-energy paddlers. The Swell is for more relaxed, but no less demanding low-angle paddlers. The Spindrift is a top-of-the-line choice for light touring. If you want to get technical, you've come to the right page.



Performance Paddles



Model	Shaft	Weight	Blade Size	Lengths	Construction
Surge 	T-700 Carbon	25.5oz (220cm)	6.8" wide x 19" long	210, 220, 230, 240cm	2pc
Surge FG 	T-700 Carbon	29oz (220cm)	6.8" wide x 19" long	210, 220, 230, 240cm	2pc
Swell 	T-700 Carbon	25oz (220cm)	5.75" wide x 21" long	210, 220, 230, 240cm	2pc
Swell FG 	T-700 Carbon	28.5oz (220cm)	5.75" wide x 21" long	210, 220, 230, 240cm	2pc
Spindrift 	T-700 Carbon	24oz (220cm)	5.5" wide 19" long	210, 220, 230, 240cm	2pc
Spindrift FG 	T-700 Carbon	27.5oz (220cm)	5.5" wide x 19" long	210, 220, 230, 240cm	2pc

Surge, Swell and Spindrift FG models are offered in three colors: Hi-vis Green, Yellow and Sunburst Orange.





All Performance paddles are available with exclusive PLUS ferrule (adds 1oz to weight).



**You're into paddling full-bore.
Our Shred Series is right there with you.**

The Shred Series paddles are designed with the passionate whitewater kayaker in mind. Our Shred Carbon, with lightweight abX blades and carbon shaft, offers unrivaled performance and strength. The Shred Hybrid is a great mid-range choice, featuring a superb blend of materials. The Shred FG is an excellent match for entry-level kayakers and kayak schools looking for durability at an affordable price.

Model	Shaft	Weight	Blade Size	Lengths	Construction
Shred Carbon 	T-700 Carbon	34.5oz (196cm)	7.75" wide x 18" long	192, 194, 196, 198, 200cm	1pc, 4pc
Shred Hybrid 	Carbon	36.5oz (196cm)	7.75" wide x 18" long	192, 194, 196, 198, 200cm	1pc, 4pc
Shred FG 	Fiberglass	38.5oz (196cm)	7.75" wide x 18" long	192, 194, 196, 198, 200cm	1pc, 4pc







Whitewater paddles



**After all, it's not just about the destination.
It's about the journey.**

You'll find the same components and the same materials in the Splat Series that you find in the Shred Series, only with a slightly smaller blade shape. Like the Shred Carbon and Hybrid models, the Splat Carbon and Hybrid deliver the strength and lightness of carbon shafts. The Splat FG's reinforced blades and fiberglass shaft make a great choice for the entry-level paddler. For less weight, yet great whitewater performance, choose the Splat.

Model	Shaft	Weight	Blade Size	Lengths	Construction
Splat Carbon 	T-700 Carbon	32oz (196cm)	7.25" wide x 18" long	192, 194, 196, 198, 200cm	1pc
Splat Hybrid 	Carbon	34.25oz (196cm)	7.25" wide x 18" long	192, 194, 196, 198, 200cm	1pc
Splat FG 	Fiberglass	36.25oz (196cm)	7.25" wide x 18" long	192, 194, 196, 198, 200cm	1pc



Klaas Van Lil

Adult Canoe Paddles



Aqua-Bound canoe paddles are all made with a carbon shaft and carbon abX blades, to give you the performance and durability you need on any kind of water.



Odyssey 7

23.5oz (56in)

The Odyssey 7 provides suitable bite in all sorts of conditions. Some canoe trippers who like a higher cadence stroke may prefer this choice over wider, heavier paddles. Carbon abX blade with carbon shaft is super lightweight for the price.

Weight: 23.5oz (56in)

Blade size: 7" wide x 19" long

Lengths available: 48in, 50in, 52in, 54in, 56in, 58in, 60in



Odyssey 7 Carbon SUP

28.0oz (72in)

Odyssey 7 Carbon SUP—Built with carbon shaft and a lightweight, 7" wide carbon abX blade, the Odyssey Stand Up Surf paddle (SUP) is the perfect companion for flatwater training, exercise and open surfing. Suggested length: 6"–8" taller than the paddler's height.

Weight: varies based on length

Blade size: 7" wide x 19" long

Lengths available: 76in, 78in, 80in, 82in, 84in, 86in

Same materials as the Odyssey Canoe Paddle.

1 pc. or 2 pc. construction.

7"x19" Carbon abX blade on carbon shaft only.



Edge

26.5oz (56in)

A full-sized canoe paddle featuring a curved blade to deliver maximum power with every stroke. Open boaters and C-I paddlers alike enjoy the smooth, stable feel of the Edge. Injection molded T-grip.

Weight: 26.5oz (56in)

Blade size: 8" wide x 19" long

Lengths available: 48in, 50in, 52in, 54in, 56in, 58in, 60in



Graham Harada

Kids Paddles



Whether they're in whitewater or flat water, kids can elevate their paddling experience with Aqua-Bound kids paddles. We cut down the size for them, but didn't reduce any of the fun.



Sharkie
Touring

With a small diameter carbon shaft and lightweight symmetrical blades, this paddle is easy for children to hold and to learn basic paddle strokes with. All paddles come in two-piece construction for easy storage and the ferrule system adjusts to 60-degree right-hand control as well as 0-degree to help teach paddle feathering.

Weight: 30oz (210cm)
Blade size: 5.75" wide x 19" long
Lengths available: 190cm, 200cm, 210cm
2pc construction



Hammerhead
Whitewater

With a small diameter fiberglass shaft and lightweight asymmetrical blades, this paddle is easy for children to hold and learn basic paddle strokes with.

Weight: 30.5oz (175cm)
Blade size: 7.25" wide x 17" long
Lengths available: 160cm, 165cm, 170cm, 175cm, 180cm, 185cm
1pc construction, 30-degree RHC



BilgeMaster®
Kayak Pumps

When your life is on the line, you need the BilgeMaster Pump on board.

- Comfortable, ergonomically shaped T-grip handle
- High-density foam sleeve for assured flotation
- Stainless steel piston rod
- Eyelet allows for tying of pump to kayak during rough conditions
- 7.5 strokes per gallon (17in model)
- Valve system made from high-density rubber for tighter seal and great efficiency
- Removeable inlet cover to clean out any debris
- Bright yellow color for high visibility
- Available in 14" and 17" lengths

BRANCHES, LLC
812 Prospect Court
Osceola, WI 54020-8163 USA
Ph: 715.755.3405
www.aquabound.com

All Branches paddles are made in the U.S.A.

Choosing the right kayak paddle

Factors to consider

- The kayak you are using (length, width and weight)
- Your height and level of fitness
- Paddling conditions (typical size of lake or river, wind, current, etc.)
- The length of outing
- Other personal preferences

Style, blade shape and surface area

- High-angle paddlers keep the shaft more vertical during their stroke and typically use a shorter, wider blade and a shorter paddle. This allows a more powerful, athletic stroke.
- A low-angle stroke keeps the paddle relatively horizontal as you paddle. Paddlers that use this less fatiguing stroke often use a longer, thinner blade.

- Smaller paddlers and those that are not into speed choose blades with less surface area; those that want more power and desire a bigger "bite" on the water go for larger blades.
- All of our blades use a dihedral shape, a shallow v-shaped cross section, which makes them pull smoothly through the water without flutter.

Kayak Width	Under 23"	24" – 28"	29"+
Paddler Height	Recommended Paddle Length		
Under 5' 5"	210–220 cm	230 cm	230–240 cm
5' 5" – 5' 11"	220 cm	230 cm	230–240 cm
6' +	220–230 cm	230–240 cm	240 cm

Blade Materials

- For the ultimate blades, we lay-up and compression mold fiberglass or carbon composites. These are ultra stiff and light, perfect for long trips or those who suffer from sore shoulders.
- Injection-molded blades provide the perfect blend of weight and durability; ideal for those that find themselves often pushing off rocks and gravel bars. Nylon blades, reinforced with glass or carbon fiber are perfect for all conditions.

